

















PART NO.	OEM No.	Interchange	Picture	Application
<b>TY-BZ001</b>	2213300307 L 2213300407 R 2213308907 L 2213309007 R 2113304307 L 2113304407 R	MOOG ME-TC-5174 MOOG ME-TC-5175 Fitting Position: Upper Fitting Position: Front Axle		MERCEDES-BENZ CL (W216) 2006 - 2014 MERCEDES-BENZ S (W221) 2005 - 2013
<b>TY-BZ002</b>	1663301707 L 1663301807 R	MOOG ME-TC-13979 MOOG ME-TC-13980 Fitting Position: Upper Fitting Position: Front Axle		MERCEDES-BENZ GL (W166) 2012 - 2015 MERCEDES-BENZ GLE (W166) 2015 - MERCEDES-BENZ GLE (W292) 2015 - 2019 MERCEDES-BENZ GLS (W166) 2015 - 2019 MERCEDES-BENZ ML (W166) 2011 - 2015
<b>TY-BZ003</b>	2513300707 L 2513300807 R	MOOG ME-TC-8797 MOOG ME-TC-8798 Fitting Position: Upper Fitting Position: Front Axle		MERCEDES-BENZ GL (W164) 2006 - 2012 MERCEDES-BENZ ML (W164) 2005 - 2012 MERCEDES-BENZ R (W251) 2005 - 2017
<b>TY-BZ004</b>	2513301507 L 2513301607 R 2513301907 L 2513302007 R 2513301107 L 2513301207 R 2513301307 L 2513301407 R	MOOG ME-TC-14535 MOOG ME-TC-14536 Fitting Position: Lower Fitting Position: Front Axle		MERCEDES-BENZ R-CLASS (W251) 2005 - 2017
<b>TY-BZ005</b>	2213308107 L 2213308207 R 2213306707 L 2213306807 R	MOOG ME-TC-5177 MOOG ME-TC-5178 Fitting Position: Lower Fitting Position: Rear Axle		MERCEDES-BENZ S-CALSS (W221) 2005 - 2013
<b>TY-BZ006</b>	2213306311 L 2213306411 R 2213302311 L 2213302411 R 2213331705 L 2213331805 R	MOOG ME-TC-5180 MOOG ME-TC-5181 Fitting Position: Lower Fitting Position: Front Axle		MERCEDES-BENZ S-CLASS (W221) S350 2005-2013 MERCEDES-BENZ S-CLASS (W221) S400 2009-2013
<b>TY-BZ007</b>	2113304311 L 2113304411 R 2113301511 L 2113301611 R 2113302911 L 2113303011 R 2113301111 L 2113301211 R	MOOG ME-TC-1970 MOOG ME-TC-1971 Fitting Position: Lower Fitting Position: Front Axle		MERCEDES-BENZ CLS-CLASS (W219) 2004 - 2012 MERCEDES-BENZ E-CLASS (W211) 2002 - 2011 MERCEDES-BENZ SL-CLASS (W230) 1999 - 2012

PART NO.	OEM No.	Interchange	Picture	Application
<b>TY-BZ008</b>	2203304311 L 2203304411 R 2203305711 L 2203305811 R	MOOG ME-TC-3870 MOOG ME-TC-3871 Fitting Position: Front Fitting Position: Front Axle		MERCEDES-BENZ CL (W215) 1999 - 2006 MERCEDES-BENZ S (W220) 1998 - 2006
<b>TY-BZ009</b>	2123302711 L 2123302811 R	MOOG ME-TC-10473 MOOG ME-TC-10474 Fitting Position: Lower Fitting Position: Rear Fitting Position: Front Axle		MERCEDES-BENZ E (W212) 2009 - 2016
<b>TY-BZ010</b>	2113308107 L 2113308207 R 2113309107 L 2113309207 R	MOOG ME-TC-1968 MOOG ME-TC-1969 Fitting Position: Lower Fitting Position: Rear Fitting Position: Front Axle		MERCEDES-BENZ CLS (W219) 2004 - 2012 MERCEDES-BENZ E (W211) 2002 - 2011
<b>TY-BZ011</b>	1643302907 L 1643303007 R 1643301707 L 1643301807 R 1643302507 L 1643302607 R 1643303407 L 1643303507 R	MOOG ME-TC-8799 MOOG ME-TC-8800 Fitting Position: Lower Fitting Position: Front Axle		MERCEDES-BENZ GL-CLASS (X164) GL 320 CDI 2006-2009 MERCEDES-BENZ M-CLASS (W164) ML 500 4-matic 2005-2011
<b>TY-BZ012</b>	1663300107 L 1663300207 R	MOOG ME-TC-13981P MOOG ME-TC-13982P Fitting Position: Lower Fitting Position: Front Axle		MERCEDES-BENZ GL (X166) 2012 - 2015 MERCEDES-BENZ GLE (W292) 2015 - 2019 MERCEDES-BENZ ML (W166) 2011 - 2015
<b>TY-BZ013</b>	2103307607 L 2103307707 R 2103303407 L 2103303507 R	MOOG ME-WP-0685 MOOG ME-WP-0686 Fitting Position: Lower Fitting Position: Front Axle		MERCEDES-BENZ E (W210) 1995 - 2003
<b>TY-BZ014</b>	2463304700 L 2463304800 R 1563300500 L 1563300200 R 2463330300 L 2463331807 R	MOOG ME-TC-13335 MOOG ME-TC-13336 Fitting Position: Lower Fitting Position: Front Axle		MERCEDES-BENZ A (W176) 2012 - 2018 MERCEDES-BENZ B (W246) 2011 - 2018 MERCEDES-BENZ CLA (W117) 2013 - 2019

PART NO.	OEM No.	Interchange	Picture	Application
<b>TY-BZ015</b>	2053306101 L 2053306201 R	MOOG ME-TC-15123 MOOG ME-TC-15124 Fitting Position: Lower Fitting Position: Rear Fitting Position: Front Axle		MERCEDES-BENZ C (W205) 2013 - MERCEDES-BENZ CLS (W257) 2017 - MERCEDES-BENZ E (W213) 2016 - MERCEDES-BENZ S (W222) 2013 - 2020
<b>TY-BZ016</b>	2203308907 L 2203309007 R 2203304307 L 2203304407 R	MOOG ME-TC-3874 MOOG ME-TC-3875 Fitting Position: Lower Fitting Position: Rear Fitting Position: Front Axle		MERCEDES-BENZ S-CALSS (W220) 1998 - 2006
<b>TY-BZ017</b>	2033303311 L 2033303411 R 2033301911 L 2033302011 R 2043301911 L 2043302011 R	MOOG ME-TC-0987 MOOG ME-TC-0988 Fitting Position: Lower Fitting Position: Rear Fitting Position: Front Axle		MERCEDES-BENZ C (W203) 2000 - 2008 MERCEDES-BENZ CLC (W203) 2008 - 2011 MERCEDES-BENZ CLK (W209) 2002 - 2010 MERCEDES-BENZ SLK (W171) 2004 - 2011
<b>TY-BZ018</b>	2113304307 L 2113304407 R 2113308907 L 2113309007 R 2113306707 L 2113306807 R	MOOG ME-TC-1961 MOOG ME-TC-1962 Fitting Position: Upper Fitting Position: Front Axle		MERCEDES-BENZ E (W211) 2002 - 2011
<b>TY-BZ019</b>	2203308307 L 2203308407 R 2203309307 L 2203309407 R 2203301407 L 2203301507 R	MOOG ME-TC-3872 MOOG ME-TC-3873 Fitting Position: Upper Fitting Position: Front Axle		MERCEDES-BENZ CL--CLASS (W215) 1999 - 2006 MERCEDES-BENZ S--CLASS (W220) 1998 - 2006
<b>TY-BZ020</b>	1233304607 L 1233304707 R 1233305207 L 1233305307 R	MOOG ME-TC-3077 MOOG ME-TC-3078 Fitting Position: Upper Fitting Position: Front Axle		MERCEDES-BENZ W116 1972 - 1980 MERCEDES-BENZ W123 1976 - 1987
<b>TY-BZ021</b>	2043308711 L 2043308811 R 2033303511 L 2033303611 R	MOOG ME-TC-1959 MOOG ME-TC-1960 Fitting Position: Upper Fitting Position: Front Axle		MERCEDES-BENZ C-CLASS (CL203) C 180 2002-2008 MERCEDES-BENZ C CLASS Estate (S204) C 250 CDI 2009-2014 MERCEDES-BENZ C-CLASS (W204) C 300 2011-2014 MERCEDES-BENZ E-CLASS Coupe (C207) E 250 CGI 2009-

PART NO.	OEM No.	Interchange	Picture	Application
<b>TY-BZ022</b>	2033300111 L 2033300211 R 2033303911 L 2033304011 R 2033301611 L 2033301711 R 2043304311 L 2043304411 R	MOOG ME-TC-15349 MOOG ME-TC-15350 Fitting Position: Lower Fitting Position: Front Axle		MERCEDES-BENZ C (W203) 2000 - 2008 MERCEDES-BENZ C (W204) 2007 - 2015 MERCEDES-BENZ CLK (W209) 2002 - 2010 MERCEDES-BENZ E (W207) 2009 - 2016 MERCEDES-BENZ SLK (W172) 2011 - 2020
<b>TY-BZ023</b>	2043302911 L 2043303011 R	MOOG ME-TC-15827 MOOG ME-TC-15828 Fitting Position: Lower Fitting Position: Rear Fitting Position: Front Axle		MERCEDES-BENZ C (W204) 2007 - 2015 MERCEDES-BENZ E (W207) 2009 - 2016
<b>TY-BZ024</b>	2123302911 L 2123303011 R 2123303900 L 2123304000 R	MOOG ME-TC-10805 MOOG ME-TC-10806 Fitting Position: Lower Fitting Position: Front Fitting Position: Front Axle		MERCEDES-BENZ E (W212) 2009 - 2016
<b>TY-BZ025</b>	2043303111 L 2043303211 R 2043306711 L 2043306811 R	MOOG ME-TC-5675 MOOG ME-TC-5676 Fitting Position: Lower Fitting Position: Rear Fitting Position: Front Axle		MERCEDES-BENZ C (W204) 2007 - 2015 MERCEDES-BENZ E (W207) 2009 - 2016 MERCEDES-BENZ SLK (W172) 2011 - 2020
<b>TY-BZ026</b>	2223300107 L 2223300207 R	Fitting Position: Lower Fitting Position: Rear Fitting Position: Front Axle		MERCEDES-BENZ W222 2013-
<b>TY-BZ027</b>	2053301705 L 2053301805 R 2053301905 L 2053302005 R	Fitting Position: Lower Fitting Position: Front Fitting Position: Front Axle		MERCEDES-BENZ C (W205) 2013 - MERCEDES-BENZ E (W238) 2016 - MERCEDES-BENZ GLC (W253) 2015 -
<b>TY-BZ028</b>	2223302301 L 2223302401 R	MOOG ME-TC-15557 MOOG ME-TC-15558 Fitting Position: Lower Fitting Position: Front Fitting Position: Front Axle		MERCEDES-BENZ W222 V222 X222 2003-

PART NO.	OEM No.	Interchange	Picture	Application
<b>TY-BZ029</b>	1633330001 L 1633330101 R	MOOG ME-WP-2715 MOOG ME-WP-2716 Fitting Position: Upper Fitting Position: Front Axle		MERCEDES-BENZ ML (W163) 1998 - 2005
<b>TY-BZ030</b>	1633520401 L 1633520501 R 1633520001 L 1633520101 R	MOOG ME-TC-3994 MOOG ME-TC-3995 Fitting Position: Upper Fitting Position: Rear Axle		MERCEDES-BENZ ML (W163) 1998 - 2005
<b>TY-BZ031</b>	1633500053 L 1633500153 R 1633500353 L 1633500453 R 1633500553 L 1633500653 R	MOOG ME-TC-7763 MOOG ME-TC-7764 Fitting Position: Upper Fitting Position: Rear Fitting Position: Rear Axle		MERCEDES-BENZ ML (W163) 1998 - 2005
<b>TY-BZ032</b>	2043308011	MOOG ME-TC-13773 Fitting Position: Lower Fitting Position: Front Axle		MERCEDES-BENZ GLK (X204) 2008 - 2015
<b>TY-BZ033</b>	2053304507 2053305801	Fitting Position: Lower Fitting Position: Rear Fitting Position: Front Axle		MERCEDES-BENZ C (W205) 2013 - MERCEDES-BENZ CLS (W257) 2017 - MERCEDES-BENZ E (W213) 2016 - MERCEDES-BENZ E (W238) 2016 - MERCEDES-BENZ GLC (X253) 2015 -
<b>TY-BZ034</b>	2123303111 L 2123303211 R	Fitting Position: Lower Fitting Position: Rear Fitting Position: Front Axle		MERCEDES-BENZ CLS (W218) 2010 - 2017 MERCEDES-BENZ E (W212) 2009 - 2016
<b>TY-BZ035</b>	2053305501 L 2053305601 R	Fitting Position: Upper Fitting Position: Front Axle		MERCEDES-BENZ C (W205) 2013 - MERCEDES-BENZ CLS (W257) 2017 - MERCEDES-BENZ E (W213) 2016 - MERCEDES-BENZ E (W238) 2016 - MERCEDES-BENZ GLC (X253) 2015 -

PART NO.	OEM No.	Interchange	Picture	Application
<b>TY-BZ036</b>	2053301505 L 2053301605 R	Fitting Position: Lower Fitting Position: Front Fitting Position: Front Axle		MERCEDES-BENZ C (W205) 2013 - MERCEDES-BENZ CLS (W257) 2017 - MERCEDES-BENZ E (W213) 2016 - MERCEDES-BENZ E (W238) 2016 - MERCEDES-BENZ GLC (X253) 2015 -
<b>TY-BZ037</b>	2203502206 2203501606	Fitting Position: Rear Axle		MERCEDES-BENZ CL (W215) 1999 - 2006 MERCEDES-BENZ S (W220) 1998 - 2006
<b>TY-BZ038</b>	2203502406 2203501506	Fitting Position: Rear Axle		MERCEDES-BENZ CL (W215) 1999 - 2006 MERCEDES-BENZ S (W220) 1998 - 2006
<b>TY-BZ039</b>	2213307707 L 2213307807 R	MOOG ME-TC-13809 MOOG ME-TC-13810 Fitting Position: Lower Fitting Position: Rear Fitting Position: Front Axle		MERCEDES-BENZ W221 2009-
<b>TY-BZ040</b>	2043308111 L 2043308211 R	MOOG ME-TC-13725 MOOG ME-TC-13726 Fitting Position: Upper Fitting Position: Front Axle		MERCEDES-BENZ GLK (X204) 2008 - 2015
<b>TY-BZ041</b>	1403305407 L 1403305507 R 1403305807 L 1403305907 R 1403307607 L 1403307707 R	MOOG ME-TC-6336 MOOG ME-TC-6337 Fitting Position: Upper Fitting Position: Front Axle		MERCEDES-BENZ S (W140) 1991 - 1999
<b>TY-BZ042</b>	2103308707 L 2103308807 R 2023301907 L 2023302007 R 2023303007 L 2023303107 R 2023304807 L 2023304907 R 2083300407 L 2083300507 R	MOOG ME-TC-0130 MOOG ME-TC-0131 Fitting Position: Upper Fitting Position: Front Axle		MERCEDES-BENZ C (W202) 1993 - 2001 MERCEDES-BENZ CLK (W208) 1997 - 2003 MERCEDES-BENZ E (W210) 1995 - 2003 MERCEDES-BENZ SLK (W170) 1996 - 2004

PART NO.	OEM No.	Interchange	Picture	Application
<b>TY-BZ043</b>	2023302607 L 2023302707 R 2023304107 L 2023304207 R 1703300107 L 1703300207 R	MOOG ME-TC-0606 MOOG ME-TC-0607 Fitting Position: Lower Fitting Position: Front Axle		MERCEDES-BENZ C (W202) 1993 - 2001 MERCEDES-BENZ CLK (W208) 1997 - 2003 MERCEDES-BENZ SLK (W170) 1996 - 2004
<b>TY-BZ044</b>	2223300507 L 2223300607 R 2173303900 L 2173304000 R	Fitting Position: Upper Fitting Position: Front Axle		MERCEDES-BENZ S-CLASS (W222) S600 Maybach 2014 MERCEDES-BENZ S-CLASS (W222) S 320 2014
<b>TY-BZ045</b>	2033300307 L 2033300407 R	Fitting Position: Lower Fitting Position: Front Axle		MERCEDES-BENZ C-CLASS (W203) 2003-2007
<b>TY-BZ046</b>	2043500553 L 2043500653 R 2053506503 L 2053506603 R	MOOG ME-TC-8815 MOOG ME-TC-8816 Fitting Position: Lower Fitting Position: Rear Axle		MERCEDES-BENZ C (W204) 2007 - 2015 MERCEDES-BENZ CLS (W218) 2010 - 2017 MERCEDES-BENZ E (W207) 2009 - 2016 MERCEDES-BENZ GLK (X204) 2008 - 2015
<b>TY-BZ047</b>	2043502106 L 2043502206 R 2043503406 L 2043503306 R	MOOG ME-TC-8823 MOOG ME-TC-8824 Fitting Position: Upper Fitting Position: Front Fitting Position: Rear Axle		MERCEDES-BENZ C (W204) 2007 - 2015 MERCEDES-BENZ CLS (W218) 2010 - 2017 MERCEDES-BENZ E (W207) 2009 - 2016 MERCEDES-BENZ GLK (X204) 2008 - 2015
<b>TY-BZ048</b>	2213308707 L 2213308807 R	MOOG ME-TC-13439 MOOG ME-TC-13440 Fitting Position: Lower Fitting Position: Rear Fitting Position: Front Axle		MERCEDES-BENZ CL (W216) 2006 - 2014 MERCEDES-BENZ S (W221) 2005 - 2013
<b>TY-BZ049</b>	2213307107 L 2213307207 R	MOOG ME-TC-15589 MOOG ME-TC-15590 Fitting Position: Lower Fitting Position: Rear Fitting Position: Front Axle		MERCEDES-BENZ S (W221) 2005 - 2013

PART NO.	OEM No.	Interchange	Picture	Application
<b>TY-BZ050</b>	2213306511 L 2213306611 R 2213303711 L 2213303811 R	MOOG ME-TC-15591 MOOG ME-TC-15592 Fitting Position: Lower Fitting Position: Front Axle		MERCEDES-BENZ S (W221) 2005 - 2013
<b>TY-BZ051</b>	2213500406 L 2213500606 R 2223500132 L 2223500232 R	MOOG ME-TC-5183 MOOG ME-TC-5184 Fitting Position: Upper Fitting Position: Rear Axle		MERCEDES-BENZ S (W221) 2005 - 2013
<b>TY-BZ052</b>	2213500206 L 2213500106 R	MOOG ME-TC-5185 MOOG ME-TC-5186 Fitting Position: Upper Fitting Position: Rear Axle		MERCEDES-BENZ S (W221) 2005 - 2013